



HOLDSWORTH

121, LENNARD ROAD
BECKENHAM
KENT

Dear Reader,

The choice of a new bike is awfully important isn't it? How much pleasure will be spoilt for you if your machine isn't just what you want.

The cycles in this list are the outcome of my thirty years of cycling joys and I'm still an active cyclist.

You can therefore place your order in my hands and be sure of a satisfactory job. If I wasn't sure of the machines I build I wouldn't supply them.

Don't hesitate to write if you want further information, or any of the managers at my depots will be pleased to discuss your new bike with you.

Yours faithfully,

W. F. Holdsworth

W. F. HOLDSWORTH

121, LENNARD ROAD

BECKENHAM - KENT

PHONE

SYDENHAM 4461

Sale Shops and Show Rooms:

132, LOWER RICHMOND ROAD
PUTNEY,

59-60, CHALK FARM ROAD
CAMDEN TOWN

Holdsworth's Provincial Depot

185, MARKHOUSE ROAD
WALTHAMSTOW

5, THESIGER ROAD
PENG

143, NEWTOWN ROW, BIRMINGHAM

WHEN ORDERING YOUR MACHINE

THE FOLLOWING WILL BE FOUND HELPFUL :—

FRAME SIZE

for crank length and saddle.

This is arrived at by deducting 10 inches from your inside leg measurement. Example : If you have a 32 inch measurement, a 22 inch frame will be found most suitable. The 10 inch reduction is needed

SADDLES

Springy saddles are more comfortable for touring and easy riding, especially with flat handle bars. REMEMBER a comfortable saddle means a lot.

Narrow and firm saddles with very little springs are most suitable for fast riding with dropped handlebars, they enable all the rider's push to be put into the right place.

TYRES

satisfaction. Tubulars are recommended for very fast work and, of course, for racing.

Select the lightest possible for your needs. Many good specifications are spoilt by the fitting of heavy tyres. Roads are, in the main, excellent and punctures are few. Light tyres will give every

GEARS

on grass 72 in. to 81 in. Variable gears are strongly recommended for touring. It is a matter of personal choice between a derailleur or hub gear.

If your choice is for a fixed wheel, by all means have normal gear say 67 in. for general use with $6\frac{1}{2}$ in. cranks, for road racing from 75 in. to 85 in., and for path racing on good cement from 85 in. to 95 in.,

HANDLEBARS

DON'T make the popular mistake of having a long forward extension. It is far better to have a bar going fairly well forward, this gives more positions on the bar itself and gives you more control over the machine.

A slightly dropped bar is most suitable for general use. Be careful to choose one which has a good "top" position. Flat bends are ideal for touring when time is no object.

BRAKES

Hub brakes are excellent and strongly advised for touring.

With a fixed wheel, generally speaking, one is enough. Fashion shows the front to be more popular but it is a matter of choice. Two brakes should always be specified if a free wheel is intended.

FINISH

This is entirely a matter of personal opinion. A coloured machine looks nice, but an "all black" is recommended for touring and hard everyday use.

SADDLE POSITION

Straight pins are most popular, they give a rider the position most usually desired. "L" pins and curved pins are only really suitable for path racing.

RIDE THE "HOLDSWORTH" WAY

12 REASONS WHY YOU SHOULD BECOME THE PROUD OWNER OF A HOLDSWORTH CYCLE

- ◆ 1 They are built under the supervision of a man who understands REAL cyclists needs. He has had 30 years' experience.
- ◆ 2 The very best materials only are used and great pains are taken in the frame building. All lugs and joints are carefully finished.
- ◆ 3 Machines can be specially "made to measure," incorporating all the particular requirements you like.
- ◆ 4 The finish is absolutely second to none.
- ◆ 5 The thought and care of a highly technical staff is behind each production.
- ◆ 6 Scientific design giving distinction, a "Holdsworth" can be picked out from all others.
- ◆ 7 No piece work labour, all hands employed during winter and summer alike. My workmen are cyclists themselves and have a keen interest in their work.
- ◆ 8 All machines built for the particular work they are intended. No freakish designs.
- ◆ 9 Prompt and Speedy Delivery.
- ◆ 10 A machine you will be proud to own.
- ◆ 11 A no trouble machine and guaranteed.
- ◆ 12 A PEDIGREE CYCLE BACKED BY THE SAME SERVICE THAT HAS MADE "HOLDSWORTH" WORLD WIDE FAMOUS.

**YOU MUST OWN A HOLDSWORTH FULLY TO
REALISE WHAT A FINE JOB IT IS**

HURRY on a HOLDSWORTH

CYCLONE (PATH)



A Lovely Job Specially Built for Cement, Grass or Cinder Tracks (Please state which it is intended for). Will put your Wheel first over the Line.

SPECIFICATION

FRAME.

REYNOLDS SPECIAL AIRCRAFT HIGH MANGANESE TUBING with special $\frac{1}{2}$ " round path forks with 2" rake. Frame built with a semi-straight head for free steering at speed giving perfect control. Narrow bracket with Reynolds special High Manganese fluted chain stays and round seat stays. Rear opening fork end. CHATER LEA FITTINGS THROUGH-OUT.

CHAINWHEEL & CRANKS.

CHATER Chainwheel, 1" pitch $\times \frac{1}{8}$ ", size to order. Cranks, $6\frac{1}{2}$ ", $6\frac{3}{4}$ " or 7".

WHEELS.

"Holdsworth" specially built giving utmost strength. Double butted spokes tied and soldered. Hubs Constrictor light steel built into TABUCCHI New 9 oz. FIAMME Metal Rims, or CONSTRICTOR best 12 mm. flats, 26" or 27".

TYRES.

Zone light path in silk or Constrictor No. 1 or No. 2 grass. Tabucchi Grass or Olympic Path or Dunlop range.

SADDLE.

Mansfield Ormond Sprint, or Brooks B.17Ch. SPRINT, fitted with "Holdsworth's" "SURE" SADDLE SUPPORT, making it impossible for saddle to shift.

PEDALS.

CHATER LEA chrome race or B.S.A. Boa.

CHAIN.

COVENTRY BLOCK, $1" \times \frac{1}{8}"$ or $\frac{3}{16}"$.

COG.

CHATER LEA, size to choice.

SEAT PILLAR.

Special H.M. light steel or Conloy.

HANDLEBAR & STEM.

Sibbit on Major Taylor extension, chrome, or to order.

FINISH.

Coslettised frame and forks finished "Bronzee" or to order.

£13/17/6

Cash, or Easy Payments

DEPOSIT **20/-**

Twelve


monthly

payments of

24/11

WIN WITH A CYCLONE

HURRICANE



THE CLUBMAN'S OWN.

Really "The Goods" for Racing or Touring, a True Double Purpose Machine for the Connoisseur.

SPECIFICATION

FRAME.

20", 21" or 22" or to order. Special angle design to give smooth easy running. 10 $\frac{1}{2}$ " bracket. 41 $\frac{1}{2}$ " wheelbase or to your choice. REYNOLDS HIGH MANGANESE AIRCRAFT TUBING. Reynolds S.R. 1934 design chain stays which enable narrow bracket to be fitted. Fluted or round if desired. Reynolds 1934 Super-resilient front forks 23" rake, brazed on adjustable fork bracket, one head bracket. Grip-light forkends. All lugs lightened by "W.F.H." special cut-out design. Brampton cups and races, Hoffman balls throughout. 12" straight seat pin.

CHAIN WHEEL & CRANKS.

Williams detachable C.1000, 6 $\frac{1}{2}$ " cranks.

PEDALS.

Bos or Brampton solid centre.

WHEELS.

26" x 1 $\frac{1}{2}$ " "Holdsworth" built on Endrick or Westwood light 23-gauge rims. Chrome Bayliss Wiley Featherweight narrow barrel hubs (14 $\frac{1}{2}$ oz.) D.G. rear. Coventry Swaging Co's spokes, 15/17 gauge double butted. Chromium plated wing nuts.

TYRES.

Choice of Dunlop "Sprite" or "Speed." Best Dunlop tubes.

CHAIN.

Coventry Elite $\frac{3}{4}$ " x $\frac{1}{2}$ ".

SADDLE.

Brooks B.17, Mansfield Ormond, Terry C.T.C. or Lycett Aero-Dural.

HANDLEBAR.

Cell. cov'd "Souchall S" on adjustable 1" stem or choice. Constrictor grips.

BRAKE.

Front Pellissier waterproof covered cable. Bolt through fork crown.

MUDGUARDS.

Bluemels Noweight with extension, quick release fittings, brazed-on eyes.

GEARS.

Two cogs and lock rings to order.

FINISH.

Frame codedexed and finished "Birdie Blue" or "Bronzee" on bright plating or "XXX Black." Heavy chromed fork and stay ends. All usual bright parts chromium.

EQUIPMENT.

Bluemels "Seerling" Pump, brazed on Pags. Prismatic Reflector (brazed on cycle). Tools and oil can.

£9/10/6

Cash, or Easy Payments

DEPOSIT 20/-

Twelve monthly payments of 16/7

WITH SPRINTS £10 19s. 6d.

EASY PAYMENTS, Deposit 20/- and twelve at 19/4
Tabucchi maple Rims. Choice of Constrictor "50," "Asp" or Tabucchi
"Olympic Plus" or "Super Fifty." No Guards.

THE MISTRAL



THE Machine for Extended Week-ends or General Use in Hilly Country. Tested and found very Satisfactory on a 500-mile Alpine Tour; especially Good on Hills.

SPECIFICATION

FRAME.

A special design for easy running over rough roads. Fairly upright head and designed on the lines of an actual machine used in the "Tour de France." 43" wheelbase with 10" bracket. Built with REYNOLDS SPECIAL HIGH MANGANESE AIRCRAFT TUBING with narrow bracket and 2 1/2" rake front forks 1934 Reynolds pattern. Brazed on front fork lamp bracket. Rear reflector eye and mudguard eyes. CHATER or B.S.A. THROUGHOUT.

CHAINWHEEL & CRANKS.

CHATER or B.S.A. with 6 1/2" Cranks.

CHAIN.

Coventry Elite 3/8" x 1/8".

WHEELS.

"Holdsworth" specially built Endrick or Westwood black rims, 26" x 1 1/4" with Bayliss-Wiley Feather-weight hubs (14 lbs.), Constrictor No. 2, wing nuts.

TYRES.

Dunlop "Fort," "Sprite" or to order.

MUDGUARDS.

Bluemels Noweight with extension all in one piece.

SADDLE.

Brooks Champion range or Terry C.T.C. or Lycett Aero-Dural.

BRAKES.

Front and rear Resilion "A." Cantilever Chrome.

HANDLEBAR.

"Middleton Drop" on "Holdsworth" "Crestlite" extension clip (for full details see page 14), or to special order.

PEDALS.

Genuine CHATER or B.S.A.

GEAR.

STURMEY K or K.B., Close Ratio or New two-speed Free or Fixed with or without Hub brake, CYCLO or WITMY Derailleur Gears.

FINISH.

Coslettised by special process with 4 coats of finest "XXX Black" enamel, or to order.

EQUIPMENT.

Bluemels "Sterling" pump in brazed on clips. "Prismatic" reflector, Spanner, Tools and Oil Can.

£13/17/6

Cash, or Easy Payments

DEPOSIT 20/-

Twelve
monthly
payments of

24/11

FOR EASE OF PROPULSION

THE SIROCCO



A Machine that will put you on the Scratch Mark. Specially built for Racing. Everything of the Best.

SPECIFICATION

FRAME.

20", 21" or 22" or to order. Very special frame design. 41 $\frac{1}{2}$ " wheelbase, 10 $\frac{3}{4}$ " Bracket, Short back, 15 $\frac{1}{2}$ " Chain Stays. REYNOLDS HIGH MANGANESE AIR-CRAFT TUBING is built into specially cut out "W.F.H." design lugs, giving a very fast machine with lightness. Front Forks are Reynold's H.M.D to Round giving 3" rake. Rear chain stays are latest 1934 "S.R." or plain round to order. Object in using "S.R." Stays is to give extra narrow bracket for speed. Brazed on mudguard eyes and reflector eye, also adjustable Chater Lea front fork lamp bracket. CHATER LEA or B.S.A. FITTINGS THROUGH-OUT.

CHAINWHEEL & CRANKS.

CHATER or B.S.A. 48 teeth with 6 $\frac{1}{2}$ " cranks.

CHAIN.

Coventry "Elite" $\frac{1}{2}$ " x $\frac{1}{8}$ ".

WHEELS.

"Holdsworth" built. Constrictor best 26" or 27" 13 mm. sprint rims. Constrictor light steel hubs, rear double-cogged. Constrictor No. 2 wing nuts.

TYRES.

Constrictor "50," "Asp" or "Adder," Tabucchi "Olympic Plus" or Dunlop best.

SADDLE.

Brooks B.17 Champion, (Standard, Narrow or Sprinter) or Mansfield Ormond.

BRAKE.

Resilion Cantilever "A" rear.

HANDLEBAR.

New "Speen" bend on "Holdsworth" CRSTLLITE Extension (for full details see "Handlebars") or to order.

GEAR.

2 cogs and lockrings to order.

FINISH.

Coslettised and finished finest "Birdie" Blue" or "Bronzee" on bright plating, or to order. All usual bright parts heavily Chromium plated including fork and stay end tips.

EQUIPMENT.

Brazed on pump pegs with Bluemels "Noweight" pump. Bluemels "Prismatic" Reflector, Spanner, Oil Can and Tool Kit.

£13/17/6


Cash, or Easy Payments

DEPOSIT 20/-

Twelve
monthly payments of 24/11

HURRY ON A HOLDSWORTH

THE STELVIO



Specially Designed and Built for the Keen Tourist. Very Suitable for Rough and Hilly Roads.

SPECIFICATION

FRAME.

20", 21", and 23" or to order. Special design to give extra good running over bumpy roads. 10 $\frac{1}{2}$ " bracket with 42 $\frac{1}{2}$ " wheelbase or to your choice. REYNOLDS AIRCRAFT HIGH MANGANESE TUBING. Narrow Bracket with Reynolds H.M. fluted chainstays. Fluted or plain round if desired. Reynolds H.M. D to Round front forks 3" rake. All lugs lightened by "W.F.H." special cut out design. Brampton races and Hofman balls 12" straight seat pin.

CHAINWHEEL & CRANKS.

Williams detachable C.34. 6 $\frac{1}{2}$ " cranks.

CHAIN.

Coventry Elite, $\frac{1}{2}$ " x $\frac{1}{8}$ ".

WHEELS.

Westwood or Endrick rims, black. Hubs, British Hub Co's "Solo" Cyclbrake front and rear, all black, 26" x 1 $\frac{1}{8}$ " or 1 $\frac{1}{4}$ ". Built by Holdsworth's champion wheel-builder.

TYRES.

Dunlop "Sprite" or "Speed" Translucent or "Roadster."

SADDLE.

Brooks B.66, Terry C.T.C., Lycett Aero-Dural or choice.

BRAKES.

Operated from hub.

HANDLEBAR.

15" Marsh Shallow Level-grip celluloid covered bend in a 3" level extension or choice. Constrictor 7" grips.

MUDGUARDS.

Bluemels full width Noweight, brazed on eyes, with extension all in one piece.

GEARS.

Sturmay K.B. Hub or Cyclo 3-speed with SPECIAL REAR FORK END FOR CYCLO GEAR enabling you to place your wheel always in the same position.

FINISH.

Coslettised and finished 4 coats finest "XXX Black," or to order.

EQUIPMENT.

Tools. Cyclo spanner and oil can. Brazed on pump pegs with "Featherweight" Pump. Bluemels Prismatic reflector (brazed on eye).

£10/10/0


Cash, or Easy Payments

DEPOSIT 20/-

Twelve monthly payments of 18/5

TESTED IN THE ALPS

THE TYPHOON



An Ideal Mount for Club-riding, Fast Touring and Racing. A Proud Possession which will give Thousands of Happy and Trouble Free Miles.

SPECIFICATION

FRAME.

Special angle design, giving smooth easy running. 10" bracket. 42 1/2" wheelbase. A. and P. Chrome Molybdenum special tubing. Straight seat, fluted chain stays. Forward opening fork ends.

Frame all brazed up with brazed on pump pegs, reflector eye, mudguard eyes and adjustable front fork lamp bracket.

All lugs carefully cut away. 12" straight seat pin. Head lamp bracket.

CHAIN WHEEL & CRANKS.

Williams c.34. 6 1/2" cranks, detachable 3-pin fixing. Lightweight.

PEDALS.

Brampton "Universal" or Phillips "Grande Vitesse"

CHAIN.

Coventry Roller.

HANDLEBAR & STEM.

Shallow Highgate 15" chrome on 1" extension, clip fitting.

GRIPS.

Brewer Crepe, 6".

SADDLE.

Brooks B.17 or Terry C.T.C.

HUBS.

Bayliss Wiley thin barrel with wing nuts.

WHEELS.

"Holdsworth" built with best Coventry Swaging Co's double butted spokes.

RIMS.

Dunlop Endrick light 23 gauge, black, 26" x 1 1/4"

TYRES.

Dunlop Translucent Speed, 26" x 1 1/4". Tubes, similar quality.

BRAKE.

Resilfon "A" front, Black.

MUDGUARDS.

Bluemel's "Featherweight." Black with extension, all in one piece.

GEARS.

Two Fixed Cogs, giving 66 and 74.

FINISH.

Frame coatlitted and finished "XXX Black." All Usual Bright Parts Chrome.

EQUIPMENT.

Bluemel's "Featherweight" Pump. Tools and Spanners. Bluemel's Prismatic Reflector.

£7/17/6

Cash, or Easy Payments

DEPOSIT 20/-

Twelve monthly payments of **13/5**

A "WONDER" MOUNT

THE ZEPHYR



This is a Special Diamond Frame Model Built Especially for the Lady who desires a Speedy Machine. The Frame is Modelled on a Machine used by Mrs. Holdsworth and has given every satisfaction both as regards Easy Running combined with Ideal Position.

SPECIFICATION

FRAME.

20" or 21" or to order. A very special design of frame to give correct reach and position. A ladies design absolutely not a small gent's. Built with REYNOLDS SPECIAL HIGH MANGANESE AIR-CRAFT TUBING, 42" wheelbase, 10 $\frac{1}{2}$ " bracket, 24" measurement from front hub spindle to bracket. Reynolds 1934 H.M. D to Round front forks and 1934 Reynolds special fluted chain stays giving a narrow bracket. All lugs lightened by "W.F.H." special cut-out lug design. Brampton races and Hoffman balls. 9" straight seat pin.

CHAINWHEEL & CRANKS.

Williams C.1000. 6 $\frac{1}{2}$ " cranks.

CHAIN.

Coventry "Elite" $\frac{1}{2}$ " x $\frac{1}{8}$ ".

WHEELS.

26" x 1 $\frac{1}{2}$ " or 1 $\frac{3}{8}$ " "Holdsworth"-built with Endrick or Westwood black or chrome rims. Bayliss Wiley Featherweight (14 $\frac{1}{2}$ ozs.), thin barrel hubs, with wing nuts, double cogged rear hub.

TYRES.

Dunlop "Speed" Translucent, red or black, "Sprite."

SADDLE.

B.18 Ladies or B.75 Brooks "Cham-pette" or Terry C.T.C.

BRAKES.

Front and rear Resilion Cantilever "A" Chromium plated.

HANDLEBAR.

White Celluloid covered special Marsh level grip on 1" Extension or choice. Constrictor grips.

MUDGUARDS.

Bluemels Noweight, white, brazed on eyes. Extension all in one piece on front guard.

GEARS.

60 free wheel, 67 fixed.

FINISH.

"Holdsworth" special "Birdie Blue" with chrome tipped fork ends, or to order.

EQUIPMENT.

Tools and oil can. Brazed on pump pegs and reflector eye. Bluemels "Prismatic" Reflector.

£10/10/0


Cash, or Easy Payments

DEPOSIT 20/-

Twelve monthly payments of 18/5

THE LADIES' MOUNT

No. 1 TANDEM



BUILT OF CHATER LEA FITTINGS THROUGHOUT.

This Tandem is Designed for "Mixed" or "Double Gents" use.
A Real High Grade Speedy Model.

SPECIFICATION

FRAME.

Built with Reynolds "H.M." super Double Butted tubing. After over 20 years of Tandem riding—racing and mixed—I have found that the tube running straight through from head to rear seat tube is the more satisfactory design. Other designs to special order. Special Reynolds forks giving easy steering. Brazed on pump pegs, reflector eye, lamp bracket. "W.F.H." special cut-out lugs. Wheelbase 64½".

CHAINWHEEL & CRANKS.

Genuine CHATER direct drive, rear chainwheel 3-pin fixing. 6½" cranks, chromium plated. Cross-over drive, if desired.

WHEELS.

"Holdsworth" built with 13/15 gauge d-b spokes. Black Westwood or Endrick rims with "Cyk brake" 1931 compensated flanged hubs. Tested and found most efficient for the heaviest strain given them.

TYRES.

Dunlop Fort or Dunlop Tandem special, Black or Translucent, 26" x 1½".

MUDGUARDS.

Bluemels white Noweight with front extension all in one piece.

PEDALS.

Genuine CHATER LEA Rat trap, or to order.

CHAINS.

Coventry Elite ½" x ½".

SADDLES.

Brooks Champion Series, Terry C.T.C., or Lycett Aero-Dural.

HANDLEBARS.

Front Highgate Shallow on 2' adjustable extension, rear Highgate Shallow on adjustable "T" extension.

FINISH.

"Holdsworth" special "Birdie Blue" on a special coslitrised process, giving a very durable and hard lustre finish, or to order. Heavily Chromed Chainstay tips and fork-ends.

EQUIPMENT.

Bluemels "Noweight" pump. Bluemels Prismatic reflector. Oil can and full kit of tools.

£20/0/0

Cash, or Easy Payments

DEPOSIT £2


Twelve monthly
payments of 35/-

With Cyclo 3-Speed £21/9/6

EASY PAYMENTS

Deposit £2/0/0 12 monthly payments of 37/6

No. 2 TANDEM



Positively the best value in Tandems ever offered. Just look at the Specification. Ideally suitable for Touring or Club Riding. A very sound job.

SPECIFICATION

FRAME.

Special design giving utmost rigidity and smooth running. Built with Reynold's "A" quality tubing of 1934 design. Brampton lugs and fittings throughout. Hoffman balls. Brazed on pump pegs and reflector eye. Wheelbase 66".

CHAINWHEEL & CRANKS.

Special Williams tandem set, direct drive. 6 $\frac{1}{2}$ " cranks, chrome.

WHEELS.

"Holdsworth" special built with 13/15 gauge black spokes. Black Westwood or Endrick 26" x 1 $\frac{3}{8}$ " rims. Cyclebrake front and rear hubs with

GEARS

CYCLO latest 3-speed Derailleur

TYRES.

Dunlop Special Tandem 26" x 1 $\frac{3}{8}$ ".

MUDGUARDS.

Bluemels "Featherweight" black with front extension all in one piece. Brazed on eyes.

PEDALS.

Brampton Racing rat trap pattern.

CHAINS.

Coventry $\frac{1}{2}$ " x $\frac{1}{8}$ ".

SADDLES.

Terry "Clubman" or Lycett "Aerolastic."

HANDLEBARS.

Front 17" Marsh level bend on 3" adjustable extension. Rear, 18" ditto in "T" extension seat pin clip. Both bars celluloid covered.

FINISH.

Costretised and 4 coats special "XXX Black" giving a very durable finish. All usual bright parts heavily chromium plated.

EQUIPMENT.

Bluemels "Featherweight" Pump. Prismatic reflector. Cycle spanner. Tyre levers. Oil Can and Tools.

£16/16/0

Cash, or Easy Payments


DEPOSIT **£2**

Twelve monthly payments of **28/10**

OWN A HOLDSWORTH

FRAMES

WHEN a frame and forks only are required, I shall be pleased to supply. Such frames receive exactly the same attention as complete cycles.



With CHATER LEA or B.S.A. fittings W.F.H. special design. Cut out lugs, giving distinctive appearance. Scientifically built with the very best Reynold's H.M. Aircraft Tubing. Finish "Birdie Blue," "Bronzee" or "XXX Black" on coslettised frame. Heavily Chromed stay-ends and fork tips **£5/15/0**

With BRAMPTON fittings. Reynold's H.M. Aircraft Tubing. All lugs Coslettised, lightened

to "W.F.H." own design. Finish "Birdie Blue," "Bronzee" or "XXX Black." **£4/17/6**
With HOLDSWORTH fittings, lightened lugs, carefully designed. Finished best coslettising and "XXX Black" enamel. **£3/15/0**

SPRINT WHEELS

A HOLDSWORTH Sprint Wheel is now generally regarded as the best. They are built by highly experienced men who know how a Sprint wheel should be built, so as to get the utmost life and the minimum of whip.

Price per pair built on Bayliss Wiley Race Hubs, D.G.

CONLOY TUBULAR	46/-
CONSTRUCTOR BEST FLAT 13 mm.	39/6
BOA QUALITY FLAT, 13 mm.	29/6
COBRA BEECH FLAT.. ..	29/6
TABUCCHI FIAMME	45/6

CONSTRUCTOR BEST RE-INFORCED	39/3
BOA QUALITY REINFORCED 1 in.	29/3
TABUCCHI FLAT, GIRDER OR CRESCENT	32/6

The above supplied with better hubs at the following extra cost :—

"BOA."	
Race pattern	1/11 pair
CHATER-LEA.	
S.G. ..	6/9 pair
D.G. ..	8/7
B.S.A.	
S.G. ..	5/5
D.G. ..	6/8
BLUMFIELD.	
S.G. ..	7/8
D.G. ..	8/8
B.W. "Featherweight" ..	9/8
CONSTRUCTOR, Light Steel.	
S.G. ..	8/3
D.G. ..	8/3
S.G. Large flange	17/5
D.G. Large flange	17/11
TABUCCHI.	
Lightest yet, 12 ozs. pair, race	14/11

"SOLO."	
Cykibrake Front, 11/8 Rear, 12/-	
Pair, 22/11	
"SOLITE."	
Cykibrake Front, 13/2 Rear, 13/3	
Pair, 26/5	

STURMEY.	
The New	
T.F. 2-Speed Fixed or Free ..	18/9
T.F.B. 2-Speed with Hub Brake	27/3
K 3-speed	18/9
K.B. 3-speed (including Hub Brake)	27/3
K.S. 3-speed, close ratio ..	27/3
K.C. 3-speed, Tricoaster ..	27/3

WHEELS Tied and Soldered, if desired **1/6** pair extra.

GEAR TABLE

Number of Teeth on Chain-wheel	Number of Teeth Hub Cog	Diameter of Wheel.		
		26 in.	27 in.	28 in.
42	13	84.0	87.4	90.5
	14	78.0	81.0	84.0
	15	72.8	75.7	78.4
	16	68.2	70.8	73.5
	17	64.3	66.7	69.2
	18	60.6	63.0	65.3
	19	57.5	59.6	60.9
	20	54.6	56.7	58.8
44	13	88.0	91.3	94.8
	14	81.7	84.8	88.0
	15	76.2	78.5	82.1
	16	71.5	74.2	77.0
	17	67.2	69.8	72.4
	18	63.5	66.0	68.4
	19	60.2	62.5	64.8
	20	57.2	59.4	61.6

Number of Teeth on Chain-wheel	Number of Teeth Hub Cog	Diameter of Wheel.		
		26 in.	27 in.	28 in.
46	13	92.0	95.5	99.0
	14	85.4	88.7	92.0
	15	79.7	82.1	85.8
	16	74.7	77.6	80.5
	17	70.3	73.0	75.7
	18	66.4	69.0	71.5
	19	63.0	65.4	67.8
	20	59.8	62.0	64.4
48	13	96.0	99.7	103.4
	14	89.1	92.5	96.0
	15	83.2	86.4	89.6
	16	78.0	81.0	84.0
	17	73.4	76.2	79.0
	18	69.3	72.0	74.6
	19	65.7	68.2	70.7
	20	62.4	64.8	67.2

NOTE.

If your sizes are not in this table, the gear can be arrived at by multiplying the number of teeth on chain wheel by size of wheel, and dividing the result by the number of teeth in the hub cog.

Guarantee

I Guarantee that all Cycles and Tandems built in my own workshops are of first class design and made from the very best selected materials.

Should any defect which is due to faulty building appear in any machine within three years of date of purchase, which has not been caused by fair wear and tear, misuse, accident or neglect, I will make good such defect free of all charge.

I do not hold myself responsible for any consequential damage or expense which may arise from the result of defective material or workmanship.

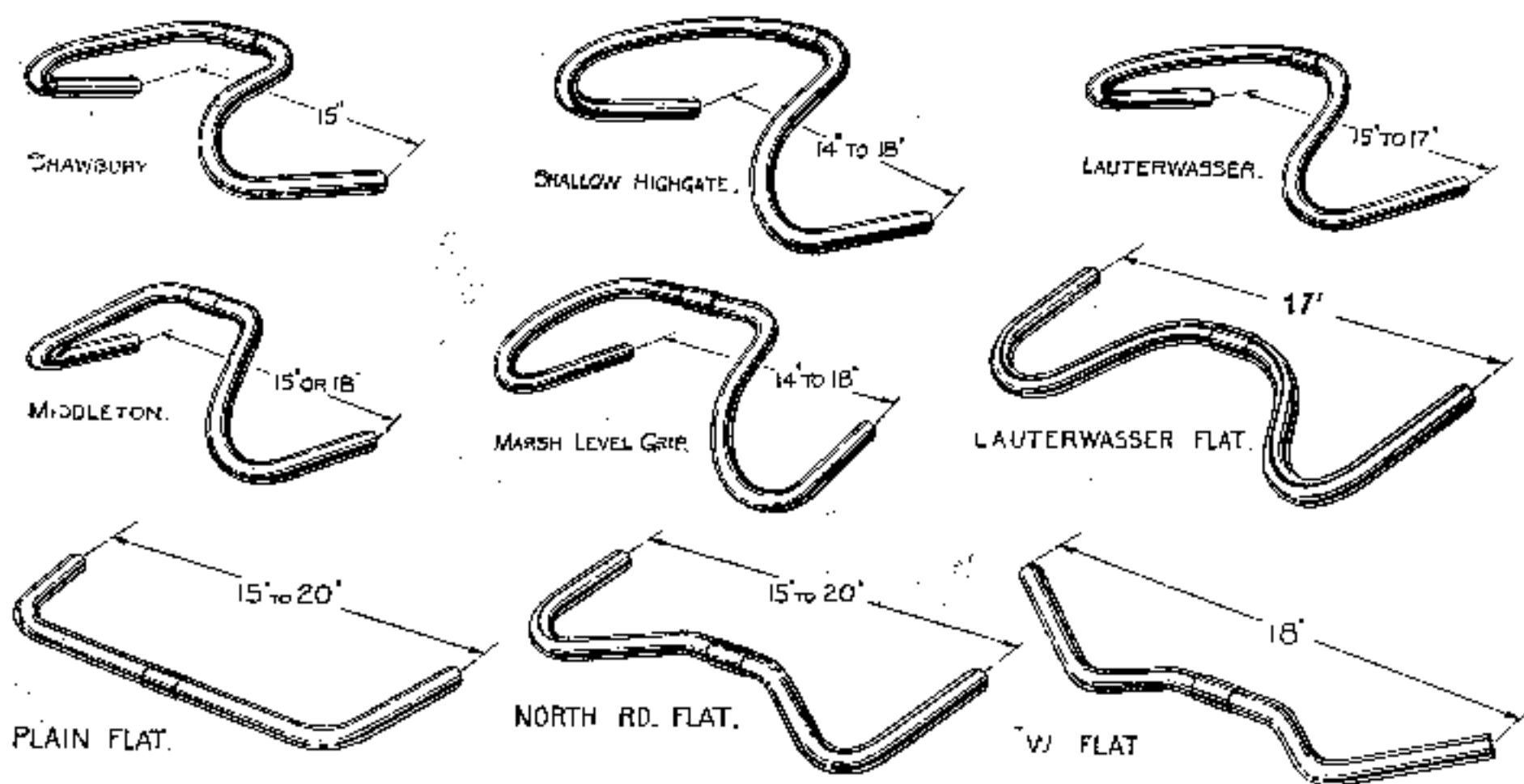
It is understood that I accept no responsibility for fittings such as Tyres, Saddles, Brakes, Hubs, Chains, etc., which are usually the subject of separate guarantee from the makers.

W.D.B. Deworth

HANDLEBARS

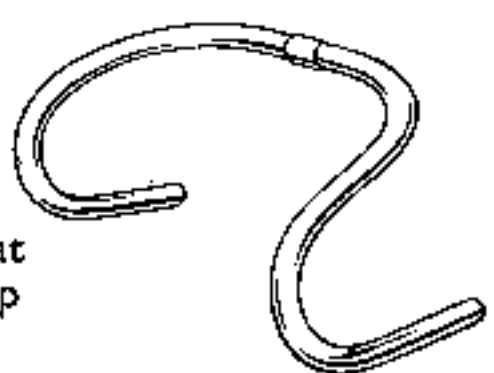
HERE are illustrations of the most popular bends to assist you in your choice. These bends are made specially for "Holdsworth" and are confidently recommended.

We also supply Sibbit, Bailey, Southall Bends and Anelay and Middleton Flats.



The Latest Bend 1934 "SPEEN" BEND

Just the difference that counts. 15" wide, 5 1/2" deep 7" throw-forward



Any Bend
White
Celluloid
covered
1/- extra

HEAD STEMS

HOLDSWORTH'S "CRSTLLITE" These are Tubular Constructed Stems from special quality H.M. Steel made only for Holdsworth. Extremely Strong and very Light. Chromium only.

YOU ARE RECOMMENDED to have these fitted to your new machine.

Weight saved, strength increased, appearance improved.

Fitted as standard to "Sirocco" and "Mistral" models.

On other models. Plain Adjustable 2/6 extra 2 in. or 3 in. adjustable 3/-

MAJOR TAYLOR Extensions fitted to any model, 4/- extra.

EXTRAS

ADDITIONAL FITMENTS WHICH I SHALL BE PLEASED TO SUPPLY ON MODELS FOR EXTRAS AS SHOWN:—

TYPHOON

Sturmey Archer 3-speed gear.	Wide ratio	18/9	Close ratio	27/3
With internal expanding brake	Ditto	27/3	Ditto	35/9
Sturmey Archer New 2-speed, fixed or free wheel	18/9
Cycl brake "Solite."	Front	13/2	Rear	13/3
Cyclo 3-speed gear (including Cyclo rear hub)	27/-
Cyclo 2-speed gear, "Witmy"	20/-
Special Coloured Enamel	5/-
Chromium plated fork tips	5/-
Conloy rims, wired on	35/-
Tabucchi Fiamme rims, wired on	27/6
Additional Pelissier Brake	5/3
Rear Resilion Brake "A"	Black	10/6	Chrome	12/6

HURRICANE or ZEPHYR

Sturmey Archer 3-speed gear	Wide ratio,	13/9	Close ratio	22/3
With internal expanding brake	Ditto	22/3	Ditto	30/9
Sturmey Archer, New 2-speed fixed or free wheel	13/9
Cycl brake "Solite"	Front	8/2	Rear	8/3
Cyclo 3-speed gear (including cyclo rear hub)	22/-
Cyclo 2-speed gear "Witmy"	15/-
Conloy rims, wired on	35/-
Tabucchi Fiamme rims, wired on	27/6

STELVIO or MISTRAL

Conloy, wired on rims	35/-
Tabucchi, wired on Fiamme rims	27/6

CHATER DURALUMIN Wing Nuts (2 oz. set of four) .. 4/-

CONLOY SEAT PILLARS .. 2/6

BLUEMELS TRANSPARENT Mudguards .. 9d.

CONSTRUCTOR No. 3. wired on tyres .. per pair 7/-

Ditto De Luxe, wired on tyres .. 22/-

VEEDER CYCLOMETERS, fitted on any model.

Regular 9/9 Trip 24/6

Space does not permit the inclusion of All extras or alternatives on my various models, but with such a comprehensive range it will readily be seen that I cater for all spheres of the pastime and a model can be chosen accordingly.

Other specifications will be welcomed and prices can be adjusted in proportion.

HOLDSWORTH CYCLES are despatched from my Works carefully packed in Crates.
Carriage paid to any address in GREAT BRITAIN and NORTHERN IRELAND.
HOLDSWORTH CYCLES are despatched by the quickest route and you can rely upon my delivery.

SEND FOR THIS BOOKLET

its

FREE



This Booklet is the most comprehensive list of all cyclists' requirements, whether for self or cycle, ever issued.

You cannot afford to be without a copy if you mean to make the best of your cycling.

Ladies have a special issue edited by Mrs. Holdsworth.